

A Chemical Approach to Introduce 2,6-Diaminopurine and 2-Aminoadenine Conjugates into Oligonucleotides without Need for Protecting Groups

Mimouna Madaoui, Dhrubajyoti Datta, Kelly Wassarman, Ivan Zlatev, Martin Egli, Bruce S. Ross, and Muthiah Manoharan*



Cite This: *Org. Lett.* 2022, 24, 6111–6116



Read Online

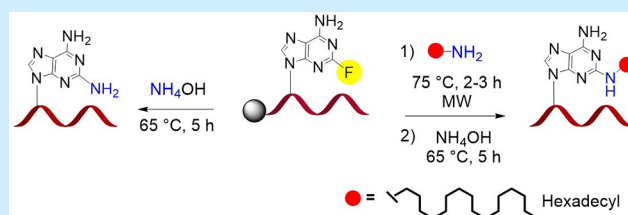
ACCESS |

Metrics & More

Article Recommendations

Supporting Information

ABSTRACT: We report a simple, postsynthetic strategy for synthesis of oligonucleotides containing 2,6-diaminopurine nucleotides and 2-aminoadenine conjugates using 2-fluoro-6-amino-adenosine. The strategy allows introduction of 2,6-diaminopurine and other 2-amino group-containing ligands. The strongly electronegative 2-fluoro deactivates 6-NH₂ obviating the need for any protecting group on adenine, and simple aromatic nucleophilic substitution of fluorine makes reaction with aqueous NH₃ or R-NH₂ feasible at the 2-position.



The 2,6-diaminopurine (DAP) nucleobase was discovered in S-L2 cyanophage DNA in 1977.¹ DAP can form three hydrogen bonds with thymidine in DNA (Figure 1) and

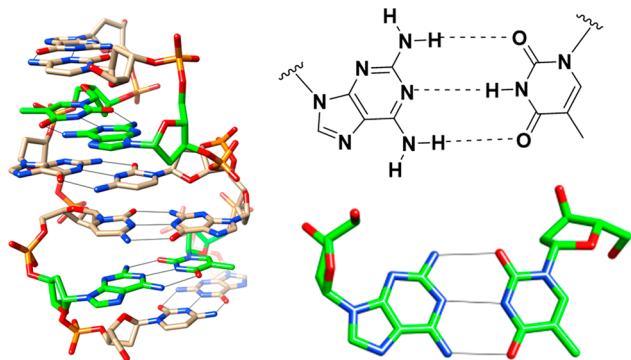


Figure 1. Three hydrogen bonds between DAP (D) and thymine as seen in the crystal structure of [d(CDCGTG)]₂ (PDB ID 1VTY).²

uridine in RNA,^{2–4} enhancing duplex stability by approximately 1–2 °C per modification relative to adenine.^{5,6} NMR and circular dichroism studies showed that a duplex between DNA modified with DAP and complementary RNA adopts the A-form conformation^{7,8} and that the duplex formed between DNA modified with DAP and complementary DNA adopts the B-form, which transitions to the A-form in high salt.^{9,10} Thus, the DAP modification does not significantly alter the conformation of nucleic acid duplexes.

The DAP modification has been studied in the context of numerous nucleic acid sugar modifications, including 2'-O-methyl (2'-OMe),^{11–13} 2'-O-allyl,¹⁴ and 2'-O-propargyl,¹⁵ as

well as in combination with anhydrohexitol,^{16,17} threose nucleic acid,¹⁸ locked nucleic acid (LNA),^{13,19,20} unlocked nucleic acid,²¹ double headed dimers,²² 2'-5' linked dimers,^{23–25} N3'-P5' linked dimers,^{26,27} peptide nucleic acid,²⁸ and serinol nucleic acid.^{29,30} Generally, DAP building blocks have been obtained from the guanosine analogue, but yields are low.^{3,4,31–34} Synthetic routes have been developed using halogenated purines such as the 6-chloro-2-aminopurine,^{11,13,14,16,17,20,35} 2,6-dichloropurine,^{36–38} and the commercially available 2,6-diaminopurine.^{29,39} However, these strategies involve multiple, tedious synthetic steps. Because of the different reactivities of the two amines, the protection and deprotection strategies are difficult, and purification can be a challenge.

Starting from the free 2,6-diaminopurine containing nucleosides, various protected DAP phosphoramidites have been obtained using homoprotecting group approaches with benzoyl,^{5,19} acetyl,¹³ isobutyl,¹³ dimethylformamide,⁴⁰ phenoxyacetyl,¹¹ or Fmoc.^{20,41,40} Again, because of the different reactivities of the two amines, protection and deprotection are difficult. Thus, the yields of protected DAP phosphoramidites are generally low, and deprotection is inefficient.⁴² The heteroprotecting group strategy has also been employed, but synthesis becomes more complicated.^{15,39}

Received: May 31, 2022

Published: August 16, 2022



We previously reported the use of 2-fluoro-6-amino purines as novel precursors for DAP,^{43,44} but these patent protocols have not been embraced. This prompted us to revisit this area, and herein we describe a synthetic route for simple and efficient incorporation of DAP into oligonucleotides using a postsynthetic strategy. To avoid oligonucleotide deprotection issues, we used the 2-fluoro-6-amino-adenosine monomer as the oligonucleotide building block. The combination of the fluorine inductive effect (−I) and the resonance effect (+R) of the N⁶ amino meant that no protecting group was required during phosphoramidite or solid-support synthesis. We describe synthesis of 2′-deoxy, 2′-OMe, 2′-fluoro (2′-F), ribo, and LNA phosphoramidites and solid supports containing 2-fluoro-6-aminopurine (Figure 2). A postsynthetic treatment with ammonia yielded the DAP-modified oligonucleotide or, if an amine functionality was used, a 2-position conjugate.

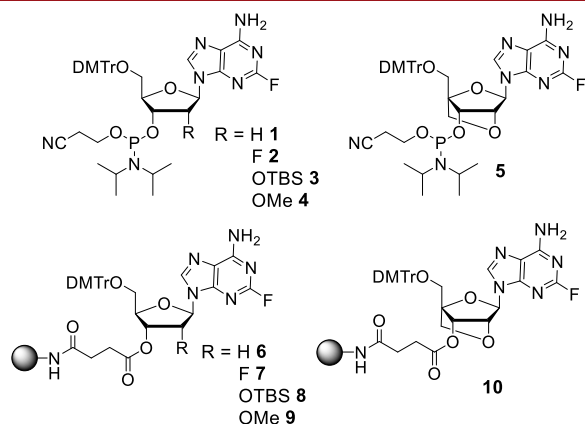
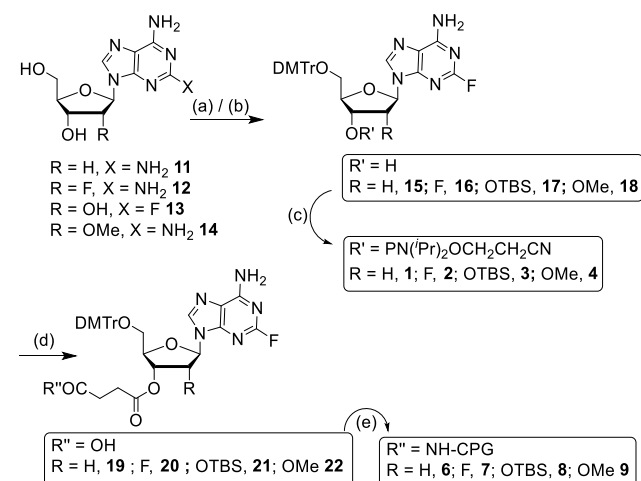


Figure 2. 2-fluoro-6-aminopurine phosphoramidites and solid supports synthesized.

Two different synthetic approaches were undertaken to afford five different 2-fluoro-6-aminopurine nucleosides depending on the available starting materials. For 2′-deoxy, 2′-F, and 2′-OMe analogues, 2,6-diaminopurine nucleosides were used as the starting material. Following the literature procedure,⁴⁵ 2-fluoro-6-aminopurine nucleosides were obtained from 2,6-diaminopurine (Schemes 1 and 2). Diazotization reactions of the diaminopurines **11**, **12**, and **14**¹¹ in the presence of 70% HF-pyridine and *tert*-butyl nitrite afforded the 2-fluoro analogues. Diazotization is highly selective for the 2-NH₂ vs 6-NH₂ as demonstrated earlier.^{45,46}

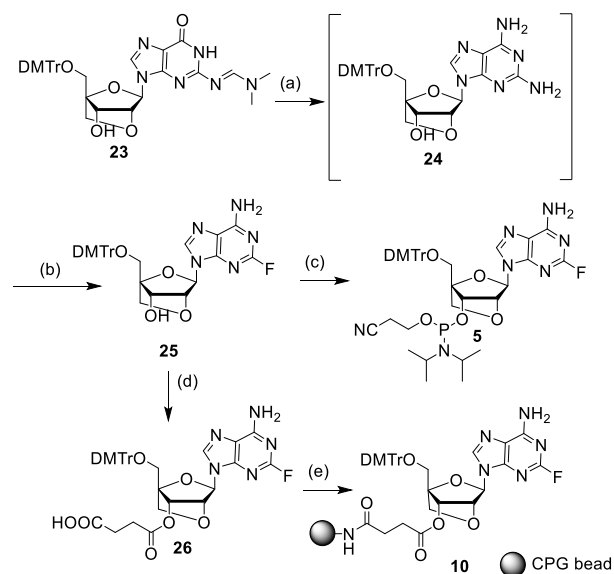
The 5′-OH groups were then protected with 4,4′-dimethoxytriphenylmethyl chloride (DMTrCl) to afford the 5′-O-DMTr-2-fluoro-6-aminopurines **15**, **16**, and **18**, respectively. Subsequent phosphitylation reactions of **15**, **16**, and **18** with 2-cyanoethyl-*N,N*-diisopropylchlorophosphoramidite under basic conditions afforded the 2′-deoxy, 2′-F, and 2′-OMe analogues of 2-fluoro-6-aminopurine phosphoramidites **1**, **2**, and **4**, respectively, in good yields. The 2′-ribo analogue **13** was synthesized from the 2,6-diaminopurine ribonucleoside following the literature procedure.⁴⁷ The 5′-OH group of **13** was protected first with DMTr, and then the 2′-OH group was protected with TBS to afford compound **17**. The 3′-O-TBS-protected minor isomer was separated from the desired product **17** by column chromatography, and **17** was converted to the corresponding phosphoramidite **3** in good yield. To obtain solid supports on controlled pore glass (CPG),⁴⁸ **15**–**18** were reacted with succinic anhydride in the presence of

Scheme 1. Synthesis of Phosphoramidites 1–4 and CPGs 6–9^a



^aReaction conditions: (a) (i) 70% HF-pyridine, *tert*-butyl nitrite, (ii) DMTrCl, pyridine for **15** (27%), **16** (66%), and **18** (60%); (b) (i) DMTrCl, pyridine; (ii) AgNO₃, pyridine, TBDMSCl, separation of 3′-isomer for **17** (17%); (c) PCIN(*i*Pr)₂OCH₂CH₂CN, DIPEA, NMI, DCM, room temperature, 1 h for **1** (71%), **2** (84%), **3** (89%), and **4** (85%); (d) succinic anhydride, DMAP, DCM, room temperature, 3 h for **19** (71%), **20** (77%), **21** (93%), and **22** (78%); (e) NH₂-CPG (171 μmol/g), HBTU, DIPEA, acetonitrile for **6** (96 μmol/g), **7** (107 μmol/g), **8** (89 μmol/g), and **9** (124 μmol/g). Yields are over two steps for **15**–**18**.

Scheme 2. Synthesis of Phosphoramidite 5 and CPG 10^a



^aReaction conditions: (a) (i) NaOH, MeOH, 1 M HCl, (ii) trifluoroacetic anhydride, liq. NH₃, −60 °C; (b) 70% HF/30% pyridine, *tert*-butyl nitrite for **25** (34% over two steps); (c) PCIN(*i*Pr)₂OCH₂CH₂CN, DIPEA, NMI, DCM, room temperature, 1 h for **5** (85%); (d) succinic anhydride, DMAP, DCM, room temperature, 3 h for **26** (95%); (e) NH₂-CPG (171 μmol/g), HBTU, DIPEA, acetonitrile for **10** (104 μmol/g).

N,N-dimethylaminopyridine (DMAP) to afford compounds **19**–**22**, respectively. The carboxylic acid groups of these succinates were coupled with the free amine groups of the CPG beads under standard coupling conditions.^{49,50} Un-

reacted sites on CPG were then capped with acetic anhydride, and loading values were calculated for the resulting nucleoside-modified CPGs 6–9 (Scheme 1).

For the LNA analogue, commercially available guanosine nucleoside **23** was converted to corresponding 2,6-diaminopurine compound **24** and used for the next step without further purification. Compound **24** was converted to the corresponding 2-fluoro-6-aminopurine compound **25** via diazotization, followed by fluorination, with moderate yield over the two steps. Compound **25** was then converted to the corresponding phosphoramidite **5** and CPG **10** in good yields (Scheme 2).

To evaluate the efficacy of the postsynthetic conversion of 2-fluoro-6-aminopurine to DAP, we synthesized several oligonucleotides containing single or multiple incorporations using standard solid-phase synthesis methods. As models, we used previously described small interfering RNA (siRNA) targeting mouse *Ttr*,⁵¹ single stranded antisense oligonucleotides called REVERSIRS,⁵² and an antagomir targeting miR-122.⁵³ For oligonucleotide sequences, see Supporting Information (SI) Tables S1–S4. The standard ammonia deprotection step at 60 °C for 5 h caused displacement of 2-fluoro by ammonia and deprotection of the oligonucleotides and simultaneous cleavage from solid support, yielding the DAP-modified strands for all oligonucleotides with the exception of the oligonucleotides modified with the ribo monomer. For the oligonucleotides modified with the ribo-2-fluoro-6-aminopurine, ammonia treatment at room temperature followed by Et₃N·3HF treatment resulted in 2'-silyl deprotection without 2-fluoro substitution.

To overcome this problem, a second ammonia treatment for 5 h at 60 °C was attempted; however, the second ammonia treatment led to degradation of RNA due to base hydrolysis. Therefore, to obtain the pure ribo-DAP-modified oligonucleotides, oligonucleotides were first treated with ammonia at 65 °C for 5 h followed by triethylamine trihydrofluoride treatment to yield the desired oligonucleotides (see SI Table S3).

After purification, the strands were analyzed and characterized by ion exchange chromatography and LCMS respectively. The LCMS analyses of representative strands modified with deoxy-2,6-diaminopurine (ON5), 2'-F-2,6-diaminopurine (ON10), LNA-2,6-diaminopurine (ON15), 2'-OMe-2,6-diaminopurine (ON21), and mixed 2'-F- and 2'-OMe-2,6-diaminopurine (ON22) demonstrated that 2,6-diaminopurine was present and that there were no unexpected modifications to other positions (Figure 3).

Delivery of RNA molecules to the appropriate tissue or cell has been a challenge. However, liver hepatocyte-specific delivery of three clinically approved siRNAs, givosiran, lumasiran, and inclisiran is made possible by conjugation to *N*-acetylgalactosamine (GalNAc), the ligand for the asialoglycoprotein receptor.⁵¹ In earlier examples, conjugation to lipophilic molecules like cholesterol and fatty acids resulted in broad tissue distribution and cellular uptake in liver and central nervous system.^{54–57} We have recently demonstrated that siRNAs can be targeted to extrahepatic tissues using a 2'-*O*-lipophile-functionalized nucleoside conjugate.⁵⁸ As fluorine is a good leaving group for the nucleophilic aromatic substitution reaction, we reasoned that 2-fluoro-6-aminopurine could serve as a site for postsynthetic conjugation of lipid amines at the 2-position of adenine of an oligonucleotide on solid support or in solution. To test this, the 2-fluoro-6-aminopurine monomer was incorporated at the 5' end or the




Figure 3. LCMS analysis of purified oligonucleotides (A) ON5, (B) ON10, (C) ON15, (D) ON21, and (E) ON22 demonstrating incorporation of 2,6-diaminopurines with calculated (blue) and observed (green) masses. In bead diagrams of strands, black and green indicate 2'-OMe and 2'-F sugar modifications, respectively. Pink, red, gray, and light blue beads represent deoxy-DAP, 2'-fluoro-DAP, LNA-DAP, and 2'-OMe-DAP, respectively. Phosphorothioate linkages are indicated by a yellow vertical line.

3' end of the *Ttr* siRNA sense strand or at position 5 of the *Ttr* siRNA antisense strand (see SI Figure S1–S2 and Tables S5 and S6). Hexadecylamine was used as the ligand (Figure 4A–C). The CPGs were first heated by microwave for 2 to 3 h. Due to high loading and the narrow space (500 Å) of the CPG pore size, 3'-end conjugation needed to be performed at 90 °C. In contrast, 5' conjugation was completed in 2 h at 75 °C. Conjugation at an internal position was also performed at 90 °C.

Inspired by synthesis of the 2-fluoro derivative at the *N*² position of deoxyguanosine,⁵⁹ we developed a solution route to the synthesis of the 5'-end conjugate ON62 (Figure 4D). The oligonucleotide was cleaved from solid support by treatment with concentrated NH₄OH solution for 1 h at room temperature. Under these conditions, the 2-fluoro substituent remained intact. Ammonia was evaporated from the solution, and conjugation with hexadecylamine was performed. More than 80% conjugation was achieved after 4 h at 75 °C assisted by microwave (Figure 5, see SI Figure S2 and Table S7).

In summary, we have described the synthesis of 2-fluoro-6-aminopurine nucleoside phosphoramidites and CPG building blocks with five different sugar modifications (2'-H, 2'-OH, 2'-OMe, 2'-F, and LNA) and their use in oligonucleotide synthesis. No protecting groups were required on the 2-fluoro-6-amino-adenosine. Oligonucleotides containing these monomers were also conjugated to an amine-containing lipophilic ligand to yield oligonucleotide conjugates at the position 2 of the adenine by the displacement of fluorine. Conjugation was carried out both on solid support and in solution. Work to use this conjugation strategy to attach bulky ligands, such as trivalent GalNAc,⁵¹ in the minor groove is in progress. We also anticipate that strategic placement of conjugate within both

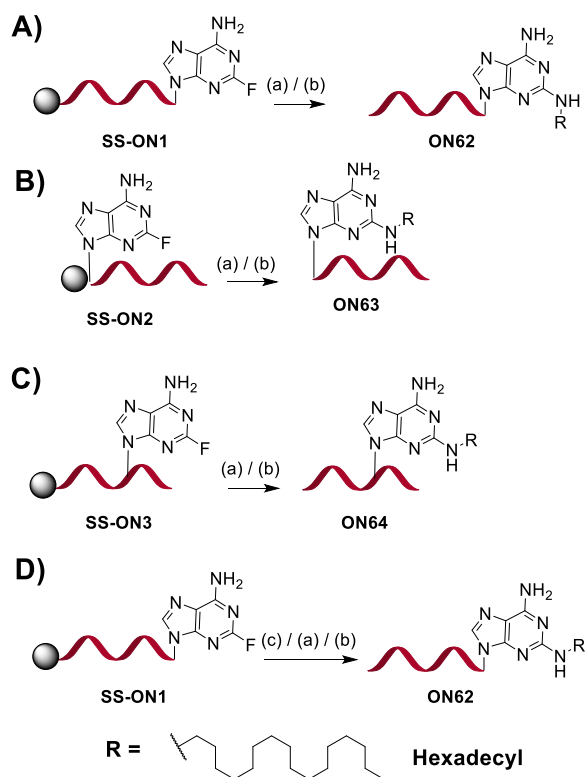


Figure 4. (A–C) Schematic of conjugation of hexadecylamine at position 2 of adenosine at (A) the 5' end, (B) the 3' end, and (C) an internal position of the oligonucleotide on solid support. (D) Schematic of solution-phase conjugation of hexadecylamine at position 2 of adenosine at the 5' end of an oligonucleotide. Reaction conditions: (a) 0.1 M hexadecylamine in DMSO/EtOH/H₂O (v/v/v, 1:2:1), DIPEA, 90 °C, MW, 2–4 h; (b) 28–30% NH₄OH, 60 °C, 5 h; (c) 28–30% NH₄OH, room temperature, 1 h.

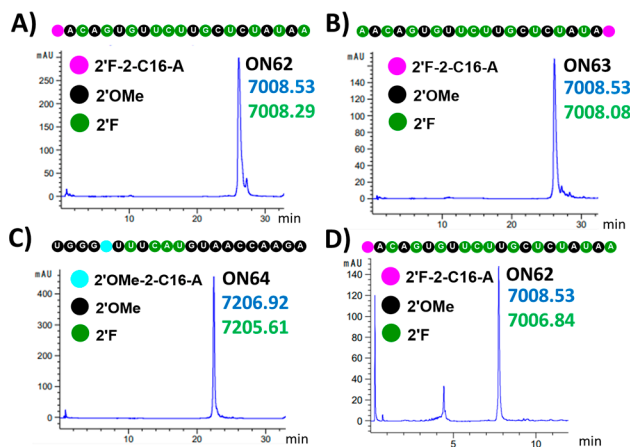


Figure 5. (A–C) LCMS analysis of purified (A) 5'-end conjugate ON62, (B) 3'-end conjugate ON63, and (C) internal conjugate ON64 obtained after on solid support conjugation. (D) LCMS analysis of crude reaction of 5'-end conjugate ON62 obtained by solution-phase conjugation. Calculated masses are in blue, and observed masses are in green. In the bead diagrams, black, green, light blue, and pink beads indicate 2'-OMe, 2'-F, 2-(NHC₁₆H₃₃)-2'-O-methyl-adenosine, and 2-(NHC₁₆H₃₃)-2'-fluoro-adenosine, respectively.

sense strand and antisense strands of siRNAs apart from terminal ends will be valuable.^{60,61} The effect of the DAP modification on RNAi activity is also under investigation.

Based on our previous work, chemical modifications are tolerated in most of the positions by the enzymes of the RNAi machinery,⁶¹ and the stabilizing effect of DAP on duplex formation may enhance siRNA activity in strategic positions. Overall, our methodologies will enable synthesis of oligonucleotides containing DAP, various N2-position minor groove conjugates, and other modifications for therapeutic and diagnostic applications and also for structural studies.

ASSOCIATED CONTENT

Supporting Information

The Supporting Information is available free of charge at <https://pubs.acs.org/doi/10.1021/acs.orglett.2c01848>.

Experimental, and compound characterization (PDF)

AUTHOR INFORMATION

Corresponding Author

Muthiah Manoharan – Alnylam Pharmaceuticals, Cambridge, Massachusetts 02142, United States; orcid.org/0000-0002-7931-1172; Email: mmanoharan@alnylam.com

Authors

Mimouna Madaoui – Alnylam Pharmaceuticals, Cambridge, Massachusetts 02142, United States

Dhrubajyoti Datta – Alnylam Pharmaceuticals, Cambridge, Massachusetts 02142, United States

Kelly Wassarman – Alnylam Pharmaceuticals, Cambridge, Massachusetts 02142, United States

Ivan Zlatev – Alnylam Pharmaceuticals, Cambridge, Massachusetts 02142, United States

Martin Egli – Department of Biochemistry, School of Medicine, Vanderbilt University, Nashville, Tennessee 37232, United States; orcid.org/0000-0003-4145-356X

Bruce S. Ross – Ross Chemistry Consulting, El Granada, California 94018, United States

Complete contact information is available at: <https://pubs.acs.org/10.1021/acs.orglett.2c01848>

Notes

The authors declare the following competing financial interest(s): All authors, except Professor Egli and Dr. Ross, are employees of Alnylam Pharmaceuticals.

DEDICATION

We dedicate this work to Dr. P. Dan Cook for his contributions to nucleoside, nucleotide, and oligonucleotide based therapeutics.

REFERENCES

- (1) Kirnos, M. D.; Khudyakov, I. Y.; Alexandrushkina, N. I.; Vanyushin, B. F. 2-Amino-adenine is an adenine substituting for a base in S-2L cyanophage DNA. *Nature* **1977**, *270*, 369–370.
- (2) Coll, M.; Wang, A. H.; van der Marel, G. A.; van Boom, J. H.; Rich, A. Crystal structure of a Z-DNA fragment containing thymine/2-amino-adenine base pairs. *J. Biomol. Struct. Dyn.* **1986**, *4*, 157–72.
- (3) Gaffney, B. L.; Marky, L. A.; Jones, R. A. The influence of the purine 2-amino group on DNA conformation and stability-II: Synthesis and physical characterization of d[CGT(2-NH₂)ACG], d[CGU(2-NH₂)ACG], and d[CGT(2-NH₂)AT(2-NH₂)ACG]. *Tetrahedron* **1984**, *40*, 3–13.
- (4) Gaffney, B. L.; Marky, L. A.; Jones, R. A. The influence of the purine 2-amino group on DNA conformation and stability. Synthesis

- and conformational analysis of d[T(2-aminoA)]₃. *Nucleic Acids Res.* **1982**, *10*, 4351–4361.
- (5) Strobel, S. A.; Cech, T. R.; Usman, N.; Beigelman, L. The 2,6-Diaminopurine Riboside.cntdot.5-Methylisocytidine Wobble Base Pair: An Isoenergetic Substitution for the Study of G-U Pairs in RNA. *Biochemistry* **1994**, *33*, 13824–13835.
- (6) Gryaznov, S.; Schultz, R. G. Stabilization of DNA:DNA and DNA:RNA duplexes by substitution of 2'-deoxyadenosine with 2'-deoxy-2-aminoadenosine. *Tetrahedron Lett.* **1994**, *35*, 2489–2492.
- (7) Howard, F. B.; Miles, H. T. 2NH₂ A·T helices in the ribo- and deoxypolynucleotide series. Structural and energetic consequences of 2NH₂A substitution. *Biochemistry* **1984**, *23*, 6723–6732.
- (8) Kikuchi, K.; Taniyama, Y.; Marumoto, R. Evaluation of the 2 NH₂A—T Pair in Hybridization, I Synthesis of the DNA/RNA Hybrid Oligomers Containing 2-Aminoadenosines. *Zeitschrift für Naturforschung B* **1988**, *43*, 623–630.
- (9) Borah, B.; Cohen, J. S.; Howard, F. B.; Miles, H. T. Poly(d2NH₂A-dT): Two-Dimensional NMR Shows a B to A Conversion in High Salt. *Biochemistry* **1985**, *24*, 7456–7462.
- (10) Borah, B.; Howard, F. B.; Miles, H. T.; Cohen, J. S. Conversions of poly(2-aminodeoxyadenylate-5-halodeoxyuridylate) from B to A forms in high salt. An NMR and circular dichroism study. *Biochemistry* **1986**, *25*, 7464–7470.
- (11) Sproat, B. S.; Beijer, B.; Iribarren, A. New synthetic routes to protected purine 2'-O-methylriboside-3'-O-phosphoramidites using a novel alkylation procedure. *Nucleic Acids Res.* **1990**, *18*, 41–49.
- (12) Hosono, K.; Gozu, H.; Hosaka, H.; Sakamoto, K.; Yokoyama, S.; Takai, K.; Takaku, H. Cleavage effect of oligoribonucleotides substituted at the cleavage sites with modified pyrimidine- and purine-nucleosides. *Biochim. Biophys. Acta* **1997**, *1354*, 211–218.
- (13) Pasternak, A.; Kierzek, E.; Pasternak, K.; Turner, D. H.; Kierzek, R. A chemical synthesis of LNA-2,6-diaminopurine riboside, and the influence of 2'-O-methyl-2,6-diaminopurine and LNA-2,6-diaminopurine ribosides on the thermodynamic properties of 2'-O-methyl RNA/RNA heteroduplexes. *Nucleic Acids Res.* **2007**, *35*, 4055–4063.
- (14) Sproat, B. S.; Iribarre, A. M.; Garcia, R. G.; Beijer, B. New synthetic routes to synthons suitable for 2'-O-allyl oligoribonucleotide assembly. *Nucleic Acids Res.* **1991**, *19*, 733–738.
- (15) Pujari, S. S.; Leonard, P.; Seela, F. Oligonucleotides with “Clickable” Sugar Residues: Synthesis, Duplex Stability, and Terminal versus Central Interstrand Cross-Linking of 2'-O-Propargylated 2-Aminoadenosine with a Bifunctional Azide. *J. Org. Chem.* **2014**, *79*, 4423–4437.
- (16) Boudou, V.; Kerremans, L.; De Bouvere, B.; Lescrier, E.; Schepers, G.; Busson, R.; Van Aerschot, A.; Herdewijn, P. Base pairing of anhydroxitol nucleosides with 2,6-diaminopurine, 5-methylcytosine and uracil as base moiety. *Nucleic Acids Res.* **1999**, *27*, 1450–1456.
- (17) Boudou, V.; Rothenbacher, K.; Aerschot, A. V.; Herdewijn, P. Oligonucleotides with 2,6-Diaminopurine Base Replacing for Adenine: Synthesis and Properties. *Nucleosides and Nucleotides* **1999**, *18*, 1429–1431.
- (18) Wu, X.; Delgado, G.; Krishnamurthy, R.; Eschenmoser, A. 2,6-Diaminopurine in TNA: Effect on Duplex Stabilities and on the Efficiency of Template-Controlled Ligations. *Org. Lett.* **2002**, *4*, 1283–1286.
- (19) Koshkin, A. A. Syntheses and Base-Pairing Properties of Locked Nucleic Acid Nucleotides Containing Hypoxanthine, 2,6-Diaminopurine, and 2-Aminopurine Nucleobases. *J. Org. Chem.* **2004**, *69*, 3711–3718.
- (20) Rosenbohm, C.; Pedersen, D. S.; Frieden, M.; Jensen, F. R.; Arent, S.; Larsen, S.; Koch, T. LNA guanine and 2,6-diaminopurine. Synthesis, characterization and hybridization properties of LNA 2,6-diaminopurine containing oligonucleotides. *Bioorg. Med. Chem.* **2004**, *12*, 2385–2396.
- (21) Langkjær, N.; Wengel, J.; Pasternak, A. Watson–Crick hydrogen bonding of unlinked nucleic acids. *Bioorg. Med. Chem. Lett.* **2015**, *25*, S064–S066.
- (22) Hornum, M.; Stendevad, J.; Sharma, P. K.; Kumar, P.; Nielsen, R. B.; Petersen, M.; Nielsen, P. Base-Pairing Properties of Double-Headed Nucleotides. *Chem.—Eur. J.* **2019**, *25*, 7387–7395.
- (23) Muraoka, M.; Iida, A.; Takahashi, S.; Ebata, T.; Uesugi, S. Synthesis and Properties of 2'4'- and 3'-5'-Linked Ribodinucleoside Monophosphates Containing 2-Aminoadenosine and Uridine. *Nucleosides and Nucleotides* **1991**, *10*, 1317–1332.
- (24) Muraoka, M.; Takahashi, S.; Uesugi, S. Interaction of (2'-5') and (3'-5') Linked 2-Aminoadenyl-3-aminoadenosines with Polyuridylic Acid. *Nucleosides and Nucleotides* **1995**, *14*, 1503–1518.
- (25) Muraoka, M.; Takahashi, S.; Yamaguchi, N.; Oda, Y.; Uesugi, S. Synthesis and Properties of Dinucleoside Monophosphates Containing 2-Aminoadenine 8,2'-S- and Uracil 6,2'-O-Cyclonucleosides. *Nucleosides and Nucleotides* **1990**, *9*, 205–221.
- (26) Matray, T.; Gamsey, S.; Pongracz, K.; Gryaznov, S. A Remarkable Stabilization of Complexes Formed by 2,6-Diaminopurine Oligonucleotide N3'→P5' Phosphoramidates. *Nucleosides, Nucleotides & Nucleic Acids* **2000**, *19*, 1553–1567.
- (27) Matray, T. J.; Gryaznov, S. M. Synthesis and properties of RNA analogs—oligoribonucleotide N3'→P5' phosphoramidates. *Nucleic Acids Res.* **1999**, *27*, 3976–3985.
- (28) Haaijma, G.; Hansen, H. F.; Christensen, L.; Dahl, O.; Nielsen, P. E. Increased DNA binding and sequence discrimination of PNA oligomers containing 2,6-diaminopurine. *Nucleic Acids Res.* **1997**, *25*, 4639–4643.
- (29) Kamiya, Y.; Donoshita, Y.; Kamimoto, H.; Murayama, K.; Ariyoshi, J.; Asanuma, H. Introduction of 2,6-Diaminopurines into Serinol Nucleic Acid Improves Anti-miRNA Performance. *ChemBioChem.* **2017**, *18*, 1917–1922.
- (30) Kamiya, Y.; Sato, F.; Murayama, K.; Kodama, A.; Uchiyama, S.; Asanuma, H. Incorporation of Pseudo-complementary Bases 2,6-Diaminopurine and 2-Thiouracil into Serinol Nucleic Acid (SNA) to Promote SNA/RNA Hybridization. *Chem.—Asian J.* **2020**, *15*, 1266–1271.
- (31) Reza, F.; Bhaswati, G.; Pei-Pei, K.; Gaffney, B. L.; Jones, R. A. Synthesis of 6-substituted 2'-deoxyguanosine derivatives using trifluoroacetic anhydride in pyridine. *Tetrahedron Lett.* **1990**, *31*, 319–321.
- (32) Gao, H.; Fathi, R.; Gaffney, B. L.; Goswami, B.; Kung, P. P.; Rhee, Y.; Jin, R.; Jones, R. A. 6-O-(Pentafluorophenyl)-2'-deoxyguanosine: a versatile synthon for nucleoside and oligonucleotide synthesis. *J. Org. Chem.* **1992**, *57*, 6954–6959.
- (33) Porcher, S.; Pitsch, S. Synthesis of 2'-O-[(Triisopropylsilyl)oxy]methyl (= tom)-Protected Ribonucleoside Phosphoramidites Containing Various Nucleobase Analogues. *Helv. Chim. Acta* **2005**, *88*, 2683–2704.
- (34) Ross, B.; Springer, R.; Ravikumar, V. An Efficient and Scalable Synthesis of 2,6-Diaminopurine Riboside. *Nucleosides, Nucleotides & Nucleic Acids* **2008**, *27*, 67–69.
- (35) Liu, C.; Dumbre, S. G.; Pannecouque, C.; Korba, B.; De Jonghe, S.; Herdewijn, P. Synthesis and antiviral evaluation of base-modified deoxythreosyl nucleoside phosphonates. *Org. Biomol. Chem.* **2017**, *15*, 5513–5528.
- (36) Vorličková, M.; Sági, J.; Szabolcs, A.; Szemző, A.; Ötvös, L.; Kypr, J. Conformation of the synthetic DNA poly(amino² dA-dT) duplex in high-salt and aqueous alcohol solutions. *Nucleic Acids Res.* **1988**, *16*, 279–289.
- (37) Christensen, L. F.; Broom, A. D.; Robins, M. J.; Bloch, A. Synthesis and biological activity of selected 2,6-disubstituted(2-deoxy- α - and - β -D-erythro-pentofuranosyl)purines. *J. Med. Chem.* **1972**, *15*, 735–739.
- (38) Wright, G. E.; Hildebrand, C.; Freese, S.; Dudycz, L. W.; Kazimierczuk, Z. Convenient synthesis of 2-halo-2'-deoxyadenosines. *J. Org. Chem.* **1987**, *52*, 4617–4618.
- (39) Arico, J. W.; Calhoun, A. K.; McLaughlin, L. W. Preparation of the 2'-Deoxynucleosides of 2,6-Diaminopurine and Isoguanine by Direct Glycosylation. *J. Org. Chem.* **2010**, *75*, 1360–1365.

(40) Luyten, I.; Van Aerschot, A.; Rozenski, J.; Busson, R.; Herdewijn, P. Protection of 2,6-Diaminopurine 2'-Deoxyriboside. *Nucleosides and Nucleotides* **1997**, *16*, 1649–1652.

(41) Srivastava, S. C.; Srivastava, N. P. N-fmoc nucleosides and phosphoramidites useful in the synthesis of oligonucleotides. WO2010062404A2, 2010.

(42) Kutuyavin, I. V.; Rhinehart, R. L.; Lukhtanov, E. A.; Gorn, V. V.; Meyer, R. B.; Gamper, H. B. Oligonucleotides Containing 2-Aminoadenine and 2-Thiothymine Act as Selectively Binding Complementary Agents. *Biochemistry* **1996**, *35*, 11170–11176.

(43) Ross, B. S.; Springer, R. H.; Bharadwaj, R.; Symons, A. M.; Manoharan, M. A New, Efficient Exocyclic Amine Protection Scheme for 2-Aminoadenosine and Derivatives for Incorporation into Oligonucleotides. *Nucleosides and Nucleotides* **1999**, *18*, 1203–1204.

(44) Ross, B. S.; Manoharan, M. Improved process for the synthesis of oligonucleotides incorporating 2-aminoadenosine. WO2000012563A1, 2000.

(45) Krolkiewicz, K.; Vorbrüggen, H. The Synthesis of 2-Fluoropurine Nucleosides. *Nucleosides and Nucleotides* **1994**, *13*, 673–678.

(46) Robins, M. J.; Uznański, B. Nucleic acid related compounds. 34. Non-aqueous diazotization with tert-butyl nitrite. Introduction of fluorine, chlorine, and bromine at C-2 of purine nucleosides. *Can. J. Chem.* **1981**, *59*, 2608–2611.

(47) Montgomery, J. A.; Hewson, K. Convenient method for the synthesis of 2-fluoro-adenosine. *J. Org. Chem.* **1968**, *33*, 432–4.

(48) Mikami, A.; Erande, N.; Matsuda, S.; Kel'in, A.; Woods, L. B.; Chickering, T.; Pallan, P. S.; Schlegel, M. K.; Zlatev, I.; Egli, M.; Manoharan, M. Synthesis, chirality-dependent conformational and biological properties of siRNAs containing 5'-(R)- and 5'-(S)-C-methyl-guanosine. *Nucleic Acids Res.* **2020**, *48*, 10101–10124.

(49) Valeur, E.; Bradley, M. Amide bond formation: beyond the myth of coupling reagents. *Chem. Soc. Rev.* **2009**, *38*, 606–631.

(50) El-Faham, A.; Albericio, F. Peptide Coupling Reagents, More than a Letter Soup. *Chem. Rev.* **2011**, *111*, 6557–6602.

(51) Nair, J. K.; Willoughby, J. L. S.; Chan, A.; Charisse, K.; Alam, M. R.; Wang, Q.; Hoekstra, M.; Kandasamy, P.; Kel'in, A. V.; et al. Multivalent N-Acetylgalactosamine-Conjugated siRNA Localizes in Hepatocytes and Elicits Robust RNAi-Mediated Gene Silencing. *J. Am. Chem. Soc.* **2014**, *136*, 16958–16961.

(52) Zlatev, I.; Castoreno, A.; Brown, C. R.; Qin, J.; Waldron, S.; Schlegel, M. K.; Degaonkar, R.; Shulga-Morskaya, S.; Xu, H.; et al. Reversal of siRNA-mediated gene silencing *in vivo*. *Nat. Biotechnol.* **2018**, *36*, 509–511.

(53) Krützfeldt, J.; Rajewsky, N.; Braich, R.; Rajeev, K. G.; Tuschl, T.; Manoharan, M.; Stoffel, M. Silencing of microRNAs *in vivo* with 'antagomirs'. *Nature* **2005**, *438*, 685–689.

(54) Soutschek, J.; Akinc, A.; Bramlage, B.; Charisse, K.; Constien, R.; Donoghue, M.; Elbashir, S.; Geick, A.; Hadwiger, P.; et al. Therapeutic silencing of an endogenous gene by systemic administration of modified siRNAs. *Nature* **2004**, *432*, 173–178.

(55) Prakash, T. P.; Mullick, A. E.; Lee, R. G.; Yu, J.; Yeh, S. T.; Low, A.; Chappell, A. E.; Østergaard, M. E.; Murray, S.; Gaus, H. J.; Swayze, E. E.; Seth, P. P. Fatty acid conjugation enhances potency of antisense oligonucleotides in muscle. *Nucleic Acids Res.* **2019**, *47*, 6029–6044.

(56) DiFiglia, M.; Sena-Esteves, M.; Chase, K.; Sapp, E.; Pfister, E.; Sass, M.; Yoder, J.; Reeves, P.; Pandey, R. K.; et al. Therapeutic silencing of mutant huntingtin with siRNA attenuates striatal and cortical neuropathology and behavioral deficits. *Proc. Nat. Acad. Sci.* **2007**, *104*, 17204.

(57) Osborn, M. F.; Khvorova, A. Improving siRNA Delivery *In Vivo* Through Lipid Conjugation. *Nucleic Acid Ther.* **2018**, *28*, 128–136.

(58) Brown, K. M.; Nair, J. K.; Janas, M. M.; Anglero-Rodriguez, Y. I.; Dang, L. T. H.; Peng, H.; Theile, C. S.; Castellanos-Rizaldos, E.; Brown, C.; Foster, D.; et al. Expanding RNAi therapeutics to extrahepatic tissues with lipophilic conjugates. *Nat. Biotechnol.* **2022**, DOI: 10.1038/s41587-022-01334-x.

(59) DeCorte, B. L.; Tsarouhtsis, D.; Kuchimanchi, S.; Cooper, M. D.; Horton, P.; Harris, C. M.; Harris, T. M. Improved Strategies for Postoligomerization Synthesis of Oligodeoxynucleotides Bearing Structurally Defined Adducts at the N2 Position of Deoxyguanosine. *Chem. Res. Toxicol.* **1996**, *9*, 630–637.

(60) Schlegel, M. K.; Janas, M. M.; Jiang, Y.; Barry, J. D.; Davis, W.; Agarwal, S.; Berman, D.; Brown, C. R.; Castoreno, A.; LeBlanc, S.; et al. From bench to bedside: Improving the clinical safety of GalNAc-siRNA conjugates using seed-pairing destabilization. *Nucleic Acids Res.* **2022**, gkac539.

(61) Egli, M.; Manoharan, M. Re-Engineering RNA Molecules into Therapeutic Agents. *Acc. Chem. Res.* **2019**, *52*, 1036–1047.

Recommended by ACS

Role of a “Magic” Methyl: 2'-Deoxy-2'- α -F-2'- β -C-methyl Pyrimidine Nucleotides Modulate RNA Interference Activity through Synergy with 5'-Phosphate Mimics...

Dale C. Guenther, Muthiah Manoharan, et al.

AUGUST 03, 2022

JOURNAL OF THE AMERICAN CHEMICAL SOCIETY

READ 

Synthesis of a Convertible Linker Containing a Disulfide Group for Oligonucleotide Functionalization

Alexander Pontarelli, Christopher J. Wilds, et al.

JULY 21, 2022

ORGANIC LETTERS

READ 

Synthesis and Properties of Oligonucleotides Containing 2'-O,4'-C-Methyleneoxy-Bridged Pyrimidine Derivatives

Misa Shoji, Yoshiyuki Hari, et al.

AUGUST 12, 2022

THE JOURNAL OF ORGANIC CHEMISTRY

READ 

Quick Access to Nucleobase-Modified Phosphoramidites for the Synthesis of Oligoribonucleotides Containing Post-Transcription...

Kamil Ziemkiewicz, Jacek Jemielity, et al.

JULY 20, 2022

THE JOURNAL OF ORGANIC CHEMISTRY

READ 

Get More Suggestions >